

Breakup of Rydberg-blockaded atom clouds via dipole-dipole interactions

S. Möbius, M. Genkin, S. Wüster, A. Eisfeld, and J. M. Rost

Max Planck Institute for the Physics of Complex Systems, 01187 Dresden, Germany

(Received 10 May 2013; published 30 July 2013)

We investigate resonant dipole-dipole interactions between two superatoms of different angular momentum, consisting of two Rydberg-blockaded atom clouds where each cloud carries initially a coherently shared single excitation. We demonstrate that the dipole-dipole interaction breaks up the superatoms by removing the excitations from the clouds. The dynamics is akin to an ensemble average over systems where only one atom per cloud participates in entangled motion and excitation transfer. Our findings should thus facilitate the experimental realization of adiabatic exciton transport in Rydberg systems by replacing single sites with atom clouds.

DOI: [10.1103/PhysRevA.88.012716](https://doi.org/10.1103/PhysRevA.88.012716)

PACS number(s): 34.20.Cf, 32.80.Ee, 82.20.Rp

I. INTRODUCTION

Rydberg atoms have several remarkable properties, such as long lifetimes, large polarizability, and strong long-range interactions. These properties have turned Rydberg atoms into versatile tools for quantum information [1–5], nonlinear quantum optics [6–8] or cavity quantum electrodynamics [9–11]. Recently, also the potential of Rydberg atoms for quantum transport in atomic aggregates has been demonstrated [12–16]. The underlying physical mechanism is closely related to the one of excitation transport in molecular systems [13,17,18].

So far, only single atoms have been considered as building blocks for excitation transport in Rydberg aggregates. An experimental implementation would be facilitated if the single-atom sites could be replaced by atom clouds. This has motivated us to explore the possibilities for extending the existing Rydberg transport schemes using atom clouds as sites.

When several atoms are brought together in clouds, they exhibit an effect known as Rydberg blockade [19–28]. At small interatomic distances r , the van der Waals interactions $U_{\text{vdW}} = C_6/r^6$ (where C_6 is a state-dependent interaction constant and r the interatomic distance) become large. These interactions lead to an energy offset of all many-particle states with more than one Rydberg excitation with respect to the energy of the states with just a single excitation. As a consequence, although irradiating an entire atomic cloud, a laser can create at most one Rydberg excitation resonantly, within a radius at which this energy offset is larger than the laser linewidth. The latter is limited by the Rabi frequency Ω of the driven transition, which gives an estimate of the minimum interatomic distance between two Rydberg excitations, known as the blockade radius $r_{\text{bl}} \approx (C_6/\hbar\Omega)^{1/6}$. The interplay of the Rydberg blockade with quantum transport has appealing aspects, which we investigate in the following.

Specifically, we consider a system of two atom clouds, well separated in space. A similar arrangement was studied in Ref. [29] in the limit of a frozen Rydberg gas. Here we choose the spatial extension σ of each cloud to be smaller than the blockade radius r_{bl} , while the intercloud distance L is significantly larger than r_{bl} , see Fig. 1. For such parameters, the electron dynamics is restricted to a single Rydberg excitation per cloud, and we consider a situation in which each of the two Rydberg-blockaded clouds is initially prepared in a coherent collective excitation. Such states can nowadays be experimentally created [24,30] and are sometimes referred to

as superatoms [22,31]. They are a coherent superposition of states where all atoms within the cloud but one are in the ground state and one atom is in a Rydberg state $|v\ell\rangle$. Here, v and ℓ denote the principal and angular momentum quantum numbers of the Rydberg state, respectively. We shall further imply with the term superatom that all the atoms taking part in the superposition of electronic states share almost identical spatial probability distributions.

The paper is organized as follows. The setup and the model are described in Sec. II. Then, we will discuss the electronic excitation transfer in the limit of frozen atomic positions in Sec. III, which already singles out some interesting features of the two interacting superatoms. In particular, we will show that on short time scales, the quantum mechanical oscillations of the Rydberg excitations between the two clouds can be mimicked by a classical distribution over point particles, ignoring the wave nature of the atoms. Subsequently, we will turn to the effects of the electronic excitations on the motion of the atoms in Sec. IV. We simulate the dynamics of the superatoms induced by resonant dipole-dipole interactions [32–34] in the framework of a quantum-classical hybrid method, which constitutes an extension of previous work [14–16] where such dynamics was considered with one-atom sites. As our main result, we demonstrate that the collective nature of the initial state does not prevail, due to the form of initial state and interaction. Single atoms are ejected from each cloud, taking away the entire initially shared excitation. Hence, ground-state atoms and excited Rydberg-atoms can ultimately be distinguished by their spatial trajectories. Exploiting this, we show adiabatic transport in Rydberg aggregates with sites made of blockaded atom clouds, simplifying previous scenarios from an experimental point of view. The paper ends with a summary and conclusion in Sec. V. Relevant derivations regarding the semiclassical nature of electronic dephasing, the separability of free and entangled atomic motion, the numerical implementation of the atomic dynamics and collisional influences are provided in Appendixes A–D.

II. SETUP

We denote the two atom clouds as A and B with N_A and N_B atoms in the respective cloud, while $N = N_A + N_B$ is the total number of atoms. Each atom is labeled uniquely, such that atoms with numbers $1, \dots, N_A$ belong to cloud A while

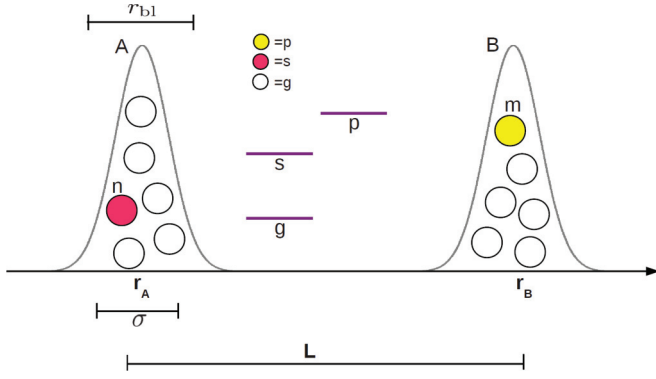


FIG. 1. (Color online) Sketch of two interacting Rydberg-blockaded clouds (not drawn to scale). The width σ of the Gaussian distribution of the atoms within each cloud is smaller than the blockade radius r_{b1} , while the distance L between the clouds is larger. The coloring (shading) illustrates the electronic basis states $|\pi_{nm}\rangle$ introduced in Eq. (3).

($N_A + 1$), \dots , N refers to atoms in cloud B , summarized in the index sets

$$\mathcal{A} = [1, \dots, N_A], \quad \mathcal{B} = [N_A + 1, \dots, N]. \quad (1)$$

We consider one spatial dimension along the separation of the clouds, and take three electronic states into account: the ground state $|g\rangle$ and two Rydberg states $|vs\rangle$ and $|vp\rangle$. Since the principal quantum number ν of the Rydberg states is kept fixed it will be omitted in the following. With these restrictions, the Hamiltonian for our system reads

$$H(r_1, \dots, r_N) = - \sum_{i=1}^N \frac{\hbar^2}{2M} \nabla_{r_i}^2 + H_{el}(r_1, \dots, r_N), \quad (2)$$

where M is the mass of a single atom, r_i the position of the i th atom, and H_{el} the electronic Hamiltonian describing dipole-dipole interactions between the atoms. Generally, any of the N atoms can be in either of the three states $|g\rangle$, $|s\rangle$, $|p\rangle$. However, the Rydberg blockade and the binary character of the dipole-dipole interactions significantly reduce the dimensionality of our problem. The former excludes states with more than one Rydberg excitation with *the same* angular quantum number within one cloud, while the latter excludes states in which both the *s* and the *p* excitation are localized within one cloud. We define electronic states

$$|\pi_{nm}\rangle = |ggg \dots s \dots ggg \dots p \dots ggg\rangle, \quad (3)$$

where the n th atom is in the Rydberg state $|s\rangle$, the m th atom in the Rydberg state $|p\rangle$, and all others in the ground state, and impose an additional constraint

$$(n \in \mathcal{A} \text{ and } m \in \mathcal{B}) \text{ OR } (m \in \mathcal{A} \text{ and } n \in \mathcal{B}), \quad (4)$$

as sketched in Fig. 1. The states of Eq. (3) constrained according to Eq. (4) thus constitute a basis in the $2N_A N_B$ -dimensional electronic subspace. We assume that the dipole-dipole interaction of strength V_0

$$V_{nm}(r_{nm}) = \frac{V_0}{r_{nm}^3} \quad (5)$$

between the two excited atoms n and m depends only on the interatomic distance $r_{nm} = |r_n - r_m|$ neglecting possible

TABLE I. Matrix elements of the electronic Hamiltonian H_{el} in the basis $|\pi_{nm}\rangle$ for the example of $N_A = N_B = 2$.

| H_{el} | $ \pi_{13}\rangle$ | $ \pi_{31}\rangle$ | $ \pi_{14}\rangle$ | $ \pi_{41}\rangle$ | $ \pi_{23}\rangle$ | $ \pi_{32}\rangle$ | $ \pi_{24}\rangle$ | $ \pi_{42}\rangle$ |
|----------------------|--------------------|--------------------|--------------------|--------------------|--------------------|--------------------|--------------------|--------------------|
| $\langle \pi_{13} $ | 0 | V_{13} | 0 | 0 | 0 | 0 | 0 | 0 |
| $\langle \pi_{31} $ | V_{13} | 0 | 0 | 0 | 0 | 0 | 0 | 0 |
| $\langle \pi_{14} $ | 0 | 0 | 0 | V_{14} | 0 | 0 | 0 | 0 |
| $\langle \pi_{41} $ | 0 | 0 | V_{14} | 0 | 0 | 0 | 0 | 0 |
| $\langle \pi_{23} $ | 0 | 0 | 0 | 0 | 0 | V_{23} | 0 | 0 |
| $\langle \pi_{32} $ | 0 | 0 | 0 | 0 | V_{23} | 0 | 0 | 0 |
| $\langle \pi_{24} $ | 0 | 0 | 0 | 0 | 0 | 0 | 0 | V_{24} |
| $\langle \pi_{42} $ | 0 | 0 | 0 | 0 | 0 | 0 | V_{24} | 0 |

orientation effects. This is a description sufficient for certain geometries and selected states [16,29,35]. With that, the electronic Hamiltonian H_{el} from Eq. (2) reads

$$H_{el} = \sum_{nm} V_{nm}(r_{nm}) |\pi_{nm}\rangle \langle \pi_{nm}|, \quad (6)$$

and its matrix elements in the chosen basis are given by

$$\langle \pi_{nm} | H_{el} | \pi_{n'm'} \rangle = V_{nm} \delta_{nm'} \delta_{mn'}. \quad (7)$$

As a consequence of the Rydberg blockade, the electronic Hamiltonian in the matrix representation, Eq. (7), has a block-diagonal structure, as can be seen in Table I. This has drastic consequences for the electron and atom dynamics: (i) the excitation exchange between the clouds can be resembled by an average over single atom pairs and (ii) the force resulting from the dipole-dipole interactions only acts on one atom per cloud rather than the whole cloud. We will discuss these effects in Secs. III and IV, respectively. Before doing so, we introduce a few necessary technical details in the following subsection.

A. Wave function representation

The full wave function can be written as an expansion in the electronic basis $|\pi_{nm}\rangle$

$$|\Psi(\mathbf{R}, t)\rangle = \sum_{nm} \tilde{\phi}_{nm}(\mathbf{R}, t) |\pi_{nm}\rangle \quad (8)$$

with coefficients $\tilde{\phi}_{nm}(\mathbf{R}, t)$, which depend on time t and the atomic positions r_i , summarized in the vector $\mathbf{R} = (r_1, \dots, r_N)$. Instead of the states $|\pi_{nm}\rangle$, we may alternatively also use the eigenstates of the electronic Hamiltonian to span the electronic subspace. These states $|\varphi_k(\mathbf{R})\rangle$ ($k = 1, \dots, 2N_A N_B$) generally depend on the atomic positions and satisfy

$$H_{el}(\mathbf{R}) |\varphi_k(\mathbf{R})\rangle = U_k(\mathbf{R}) |\varphi_k(\mathbf{R})\rangle. \quad (9)$$

The eigenvalues $U_k(\mathbf{R})$ are often referred to as the adiabatic surfaces. The corresponding expansion of the full wave function can be written as

$$|\Psi(\mathbf{R}, t)\rangle = \sum_k \phi_k(\mathbf{R}, t) |\varphi_k(\mathbf{R})\rangle. \quad (10)$$

We refer to these two possible representations of the wave function as the diabatic [Eq. (8)] and adiabatic [Eq. (10)] expansion respectively, either of which can be a convenient choice, depending on the particular system and/or observable

of interest. In our case, the electronic Hamiltonian has the simple structure of. Eq. (7) and Table I, and as a consequence, the mapping of the diabatic onto the adiabatic basis is quite simple as well. The adiabatic surfaces $U_k(\mathbf{R})$ can be grouped into $N_A N_B$ pairs, each of which can be written in terms of the Hamiltonian matrix elements as $U_{nm}^\pm(\mathbf{R}) = \pm V_{nm}(r_{nm})$, see Eq. (7). The corresponding adiabatic basis states $|\varphi_k\rangle$ become independent of \mathbf{R} and assume the form $|\varphi_{nm}^\pm\rangle = (|\pi_{nm}\rangle \pm |\bar{\pi}_{nm}\rangle)/\sqrt{2}$. The adiabatic expansion of the wave function hence reads

$$|\Psi(\mathbf{R}, t)\rangle = \sum_{n \in A, m \in B} (\phi_{nm}^+(\mathbf{R}, t) |\varphi_{nm}^+\rangle + \phi_{nm}^-(\mathbf{R}, t) |\varphi_{nm}^-\rangle). \quad (11)$$

If we insert the above expansion into the time-dependent Schrödinger equation, we find that the equations of motion for the coefficients ϕ_{nm}^\pm decouple for different atom pairs nm and surfaces \pm

$$i\hbar \frac{\partial}{\partial t} \phi_{nm}^\pm(\mathbf{R}, t) = - \sum_{i=1}^N \frac{\hbar^2}{2M} \nabla_{r_i}^2 \phi_{nm}^\pm(\mathbf{R}, t) + U_{nm}^\pm(r_{nm}) \phi_{nm}^\pm(\mathbf{R}, t). \quad (12)$$

Thus, it is sufficient to consider each atom pair separately in order to obtain the full dynamics. Moreover, for each atom pair nm the adiabatic surfaces $U_{nm}^\pm(r_{nm})$ depend only on the relative interatomic distance. Hence, the time propagation can be reduced to a one-dimensional problem by transforming the dynamics for each pair to relative and center of mass coordinates, where the center of mass motion trivially decouples from the dynamics.

Having introduced the representations of the wave functions, we now define the initial state of two superatoms with different angular momenta, as mentioned in the introduction. The state at $t = 0$ is assumed to be a direct product of the form

$$|\Psi^{\text{ini}}\rangle = |\psi_{\text{el}}^{\text{ini}}\rangle \otimes |\chi_{\text{sp}}^{\text{ini}}\rangle, \quad (13)$$

where $|\psi_{\text{el}}^{\text{ini}}\rangle$ is the initial electronic state and $|\chi_{\text{sp}}^{\text{ini}}\rangle$ the initial wave function of the atoms. The former corresponds to all atoms in cloud A coherently sharing the Rydberg s excitation and all atoms in cloud B coherently sharing the Rydberg p excitation

$$|\psi_{\text{el}}^{\text{ini}}\rangle = \frac{1}{\sqrt{N_A N_B}} \sum_{n \in A, m \in B} |\pi_{nm}\rangle. \quad (14)$$

Such a state can for example be created by irradiating each of the clouds of ground-state atoms by an individual π pulse resonant on the transition to the respective Rydberg states. Additional care needs to be taken to deterministically ensure a single excitation per cloud; the collective Rabi frequency, and hence the duration of the pulse, would in such a scenario depend on the atom numbers N_A and N_B . If the latter are uncertain, further improvements to the excitation sequence may be necessary, e.g., by implementing a chirped adiabatic passage as suggested in Ref. [36].

The initial atomic wave function is taken as a product of one-dimensional Gaussians in position space, centered around

the respective centers r_A, r_B of the two clouds,

$$\chi_{\text{sp}}^{\text{ini}}(\mathbf{R}) = \prod_{n=1}^{N_A} \chi_1^\sigma(r_n - r_A) \prod_{n=N_A+1}^N \chi_1^\sigma(r_n - r_B), \quad (15)$$

where

$$\chi_D^\sigma(\mathbf{x}) = (\pi\sigma^2)^{-D/4} \exp(-|\mathbf{x}|^2/2\sigma^2) \quad (16)$$

denotes a Gaussian in D dimensions. The width σ is taken such that $\sigma < r_{\text{bl}}$ and $\sigma \ll L$, where $L = |r_A - r_B|$ is the distance between the clouds. This choice of the initial spatial wave function models an experimental preparation of the atoms in the lowest oscillator states of two harmonic traps. From the initial state, we can also directly infer the initial adiabatic expansion coefficients $\phi_{nm}^\pm(r_{nm}, t = 0)$. As mentioned before, for each atom pair nm we only consider the relative coordinate r_{nm} in the equation of motion Eq. (12) for the adiabatic expansion coefficients, and the choice Eq. (15) yields

$$\phi_{nm}^\pm(r_{nm}, t = 0) = \frac{1}{\sqrt{2}} \chi_1^{\sqrt{2}\sigma}(r_{nm} - L). \quad (17)$$

Finally, we note that the position-dependent dipole-dipole potential entangles the electronic interactions and atomic motion [14–16,37], so that for $t > 0$ the direct product form of the initial wave function in Eq. (13) will not persist.

III. DYNAMICS IN THE ELECTRONIC SUBSPACE

Before tackling the intricate interplay of electronic excitation and atomic motion, we first study the dynamics of the populations of Rydberg s and p excitations in each cloud caused by the dipole-dipole interactions. The probability to find an s excitation on atom n and a p excitation on atom m is easily obtained from the diabatic representation [cf. Eq. (8)]

$$P_{nm}(t) = \int d^N \mathbf{R} |\tilde{\phi}_{nm}(\mathbf{R}, t)|^2. \quad (18)$$

From that, we can define the s population and p population in each of the clouds. For example, the s population in cloud A is given by

$$P_A^s(t) = \sum_{n \in A, m \in B} P_{nm}(t). \quad (19)$$

It is sufficient to consider $P_A^s(t)$, since the s population in cloud B and the p population in each cloud, defined in the same manner, directly follow from the conservation of the total probability. For our initial state [Eq. (14)] we have $P_A^s(t = 0) = 1$. Due to the interactions [Eq. (5)], the s population will migrate from cloud A to cloud B , while the p population will migrate from cloud B to cloud A , resulting in Rabi oscillations of the quantity $P_A^s(t)$. These oscillations dephase due to the width of the initial spatial wave functions $|\chi_{\text{sp}}^{\text{ini}}\rangle$ and can be quite accurately described by the following analytic expression:

$$P_A^s(t) \approx \frac{1}{2} \left\{ 1 + \cos(\omega t) \exp \left[- \left(\frac{3\sigma}{\sqrt{2}L} \omega t \right)^2 \right] \right\}, \quad (20)$$

with $\omega = (2V_0/L^3)/\hbar$. As shown in Fig. 2, this expression indeed shows very good agreement with the exact quantum mechanical result.

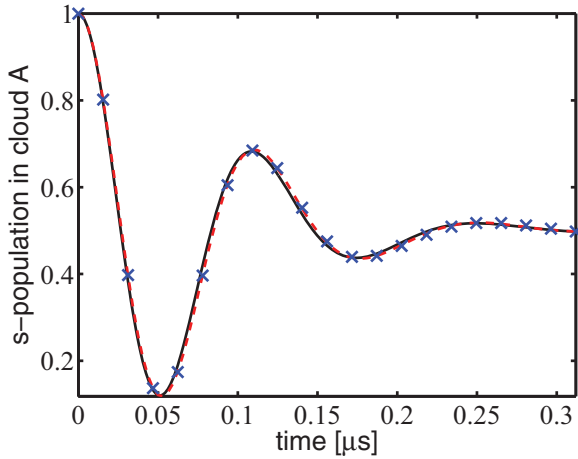


FIG. 2. (Color online) The solid black line shows the s population in cloud A for $N_A = N_B = 1$ as a function of time, calculated fully quantum mechanically using Eq. (12). The red dashed line (crosses) show the s population in cloud A calculated as an average over static point particles for $N_A = N_B = 1$ ($N_A = N_B = 10$), respectively. The latter is explicitly given in Eq. (26) and ultimately leads to Eq. (20), see text. The following parameters were used: $\sigma = \sqrt{2}/3 \mu\text{m}$, $L = 6 \mu\text{m}$, $V_0 = 10^6$ a.u., corresponding to Li atoms with the principal quantum number $\nu \approx 30 \dots 40$, and $M = 11000$ a.u. (mass of ${}^6\text{Li}$).

To illustrate the origin of this behavior, let us start with a very simple picture and treat the atoms as point particles fixed in space. In that case, the entire dynamics is encapsulated by the wave function in the electronic subspace,

$$|\Psi_{\text{el}}(t)\rangle = \sum_{nm} f_{nm}(t) |\pi_{nm}\rangle, \quad (21)$$

with the coefficients f_{nm} evolving according to

$$i\hbar \frac{\partial}{\partial t} f_{nm}(t) = V_{nm}(r_{nm}) f_{mn}(t). \quad (22)$$

Consequently, the s population in cloud A in the fixed point particle limit $\mathcal{P}_A^s(t)$ is given by

$$\mathcal{P}_A^s(t) = \sum_{n \in A, m \in B} |f_{nm}(t)|^2. \quad (23)$$

To obtain an explicit expression for this quantity, we first consider the simplest case $N_A = 1$ and $N_B = 1$, where we denote the distance of the two atoms by d . The probability $p(t)$ to find the s excitation at time t on the atom in cloud A is easily obtained from Eq. (22)

$$p(t) = |\langle \pi_{12} | \Psi_{\text{el}}(t) \rangle|^2 = |f_{12}(t)|^2 = \cos^2 \left(\frac{V_0 t}{d^3 \hbar} \right). \quad (24)$$

The expression in Eq. (23) is nothing but the average of $p(t)$ over all the atom pairs nm . In other words, we consider a large number of realizations k of single atom pairs with interatomic distances d_k and define

$$p_k(t) = \cos^2 \left(\frac{V_0 t}{d_k^3 \hbar} \right). \quad (25)$$

This yields

$$\mathcal{P}_A^s(t) = \frac{1}{G} \sum_{k=1}^G p_k(t) \quad (26)$$

for the s population in cloud A in the fixed point particle limit, where G is the total number of atom pairs. The expression does not change for the general case $N_A > 1$, $N_B > 1$: From the block structure of the electronic Hamiltonian, one can infer that the averaged result is exactly the same as in the case $N_A = 1$ and $N_B = 1$, we simply have added to the average over positions an average over blocks, which has exactly the same structure. In the limit $G \rightarrow \infty$, the sum in Eq. (26) becomes an integral, in which the distances d_k follow the spatial distribution of the fixed atoms. If the classical spatial distribution of the distances, $F(d)$, is chosen as $F(d) = |\chi_1^{\sqrt{2}\sigma}(d-L)|^2$, we arrive at the integral

$$\mathcal{P}_A^s(t) = \left(\frac{2}{\pi\sigma^2} \right)^{1/2} \int dL' \cos^2 \left(\frac{V_0 t}{\hbar L'^3} \right) \exp \left[-\frac{(L' - L)^2}{2\sigma^2} \right]. \quad (27)$$

This integral cannot be solved analytically exactly, but by substituting $\eta = L - L'$ and Taylor expanding $(L + \eta)^{-3} \approx L^{-3}(1 - 3\eta/L)$ one finds Eq. (20).

It may seem surprising that a simple model which ignores both the atomic wave functions and the interplay between electronic excitation and atomic motion gives a correct result. This is due to the fact that the time scales on which the exchange of excitation population occurs are very short compared to the time when atomic motion becomes relevant, and the kinetic energy on these time scales is very small compared to the dipole-dipole interaction. In Appendix A we explain this agreement more formally using a semiclassical propagator and demonstrate in particular why an average over a static ensemble is able to resemble the quantum mechanical result.

To summarize this section, we conclude that due to the particular form of H_{el} , the time evolution of electronic populations per cloud for arbitrary N_A , N_B is identical to the average over an ensemble of systems with $N_A = N_B = 1$. We explicitly demonstrated this using a point particle model, and further argue in Appendix B that this behavior will persist fully quantum mechanically. Note, however, that while the point particle approximation gives a correct description for the specific case studied here, it will in general give results different from a full quantum mechanical treatment. As an example, consider a setup in which the two clouds are additionally confined in two strong harmonic traps with energy spacing $\Delta E \gg V_0/L^3$. In this case the kinetic energy term is by construction much larger than the dipole-dipole interaction. Then, in a quantum treatment, $\mathcal{P}_A^s(t)$ would undergo long coherent oscillations without dephasing, while an average over point particles would show fast dephasing as without the traps.

IV. ATOMIC MOTION

We now consider time scales on which the dipole-dipole-induced atomic motion becomes relevant. For the calculations in the present section, we use a quantum-classical hybrid

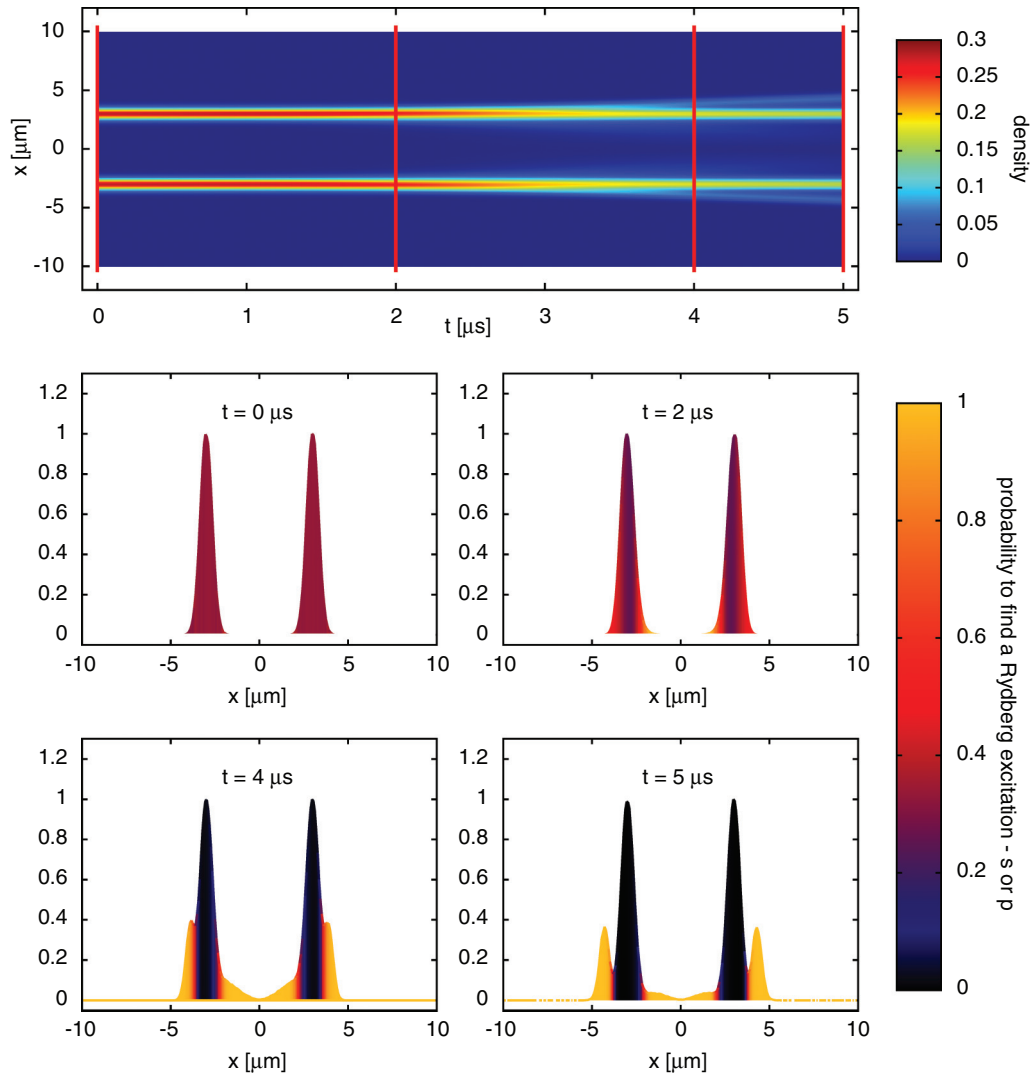


FIG. 3. (Color online) Atomic motion induced by dipole-dipole interactions. The upper panel shows the atomic density as a function of time. The lower four panels show snapshots of the density at times $t = 0, 2, 4, 5 \mu\text{s}$. The color indicates the probability to find any Rydberg excitation ($|s\rangle$ or $|p\rangle$) at a given position. In this figure, we do not distinguish between $|s\rangle$ and $|p\rangle$ excitations, since the dephasing oscillations of electronic population, as shown in Fig. 2, occur on the short time scale $t \sim 0.2 \mu\text{s}$ and are therefore not shown here. We observe that the main bulk of the atoms remains at rest, with vanishing probability to find an excitation. A pair of single atoms is ejected, and the Rydberg excitation is entirely localized on those two atoms. The calculations are shown for $N_A = N_B = 3$, for the same parameters as in Fig. 2 but with $M = 12600 \text{ a.u.}$, corresponding to the mass of ${}^7\text{Li}$.

approach, which has been successfully applied to similar systems [14–16], namely Tully’s fewest switching algorithm [38–40]. The method relies on a classical treatment of the atomic trajectories and a quantum mechanical treatment of the electronic degrees of freedom. A detailed description can be found in the aforementioned references, and we only briefly summarize the main aspects relevant for the present problem in Appendix C. Due to the decoupling of the dynamics into atom pairs, discussed in the previous section, the case of two clouds could actually be treated fully quantum mechanically. However, we wish to present a mixed quantum-classical method (Tully’s fewest switches algorithm) that could also deal with more than two sites and possibly additional external potentials. Later in this section, we also present simulations involving three clouds. For consistency, Tully’s method is thus applied throughout the section, and finally validated by a

comparison with a full quantum mechanical calculation for a numerically accessible case.

The results of the simulations are shown in Fig. 3. We observe that, although the initial Rydberg excitation is coherently shared by all atoms within one cloud, it is nevertheless just a single atom that is ejected from each cloud. The atoms are still in a coherent superposition where *each of them* has left its cloud with some probability, but the ejected atoms always carry the excitation and an ensemble of ground-state atoms stays behind. In this sense the superatoms break apart when subject to dipole-dipole-induced motion, since excited and ground-state atoms are now spatially separated.

Another interesting aspect is that the resulting motion is a superposition of repulsion and attraction. It is known [14] that for single Rydberg atoms interacting via dipole-dipole forces, the direction of the force can be controlled via the

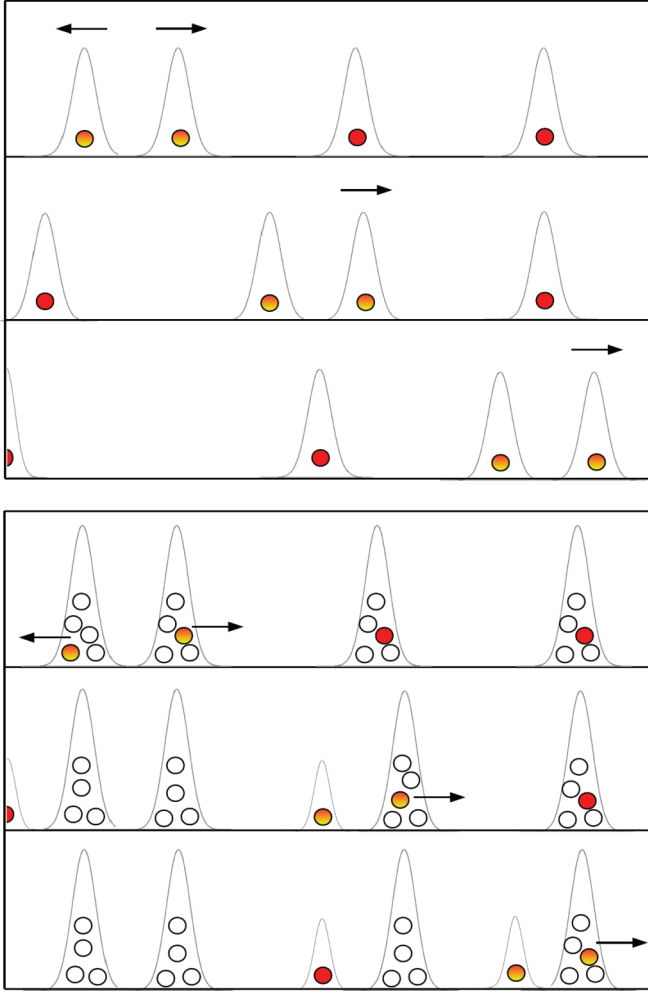


FIG. 4. (Color online) Sketch of the excitation transport scheme with atom clouds as sites (lower panel), compared to the one with single atom sites (upper panel) as demonstrated in Refs. [15,16]. Color codes are as in Fig. 1. All but one atom from each cloud remain at rest and do not participate in the dynamics, hence excitation and entanglement transport occur equivalently in both schemes. For the sake of clarity, the lower panel shows the dynamics for a well-defined choice of initially excited atoms in each cloud, while the complete dynamics consists of a superposition where each atom in each cloud has the chance to be the only one from that cloud participating in the dynamics.

initial electronic state; The same holds for our system, i.e., the choice of $|\psi_{\text{el}}^{\text{ini}}\rangle$ in Eq. (14) determines the atomic motion. For $V_0 > 0$, the initial electronic states

$$|\psi_{\text{el}}^{\pm}\rangle = \frac{1}{\sqrt{2N_A N_B}} \sum_{n \in A, m \in B} (|\pi_{nm}\rangle \pm |\pi_{mn}\rangle) \quad (28)$$

correspond to purely attractive (+) and repulsive (−) motion of the atom pair. The initial state chosen in Eq. (14), describing two superatoms, is a superposition of these two states, and consequently leads to a superposition of two opposite motion directions.

The presented results have interesting implications for quantum transport protocols based on single-atomic aggregates, such as adiabatic entanglement transport [15,16]. Our

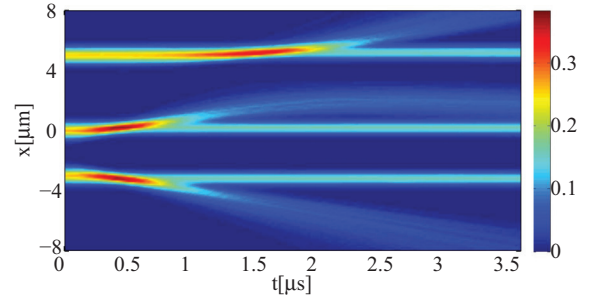


FIG. 5. (Color online) Simulated atomic density as a function of time. Two clouds, containing two atoms each, are separated by $3 \mu\text{m}$ and a third cloud with two atoms is situated $5 \mu\text{m}$ from the second one. The entire chain is prepared in a repulsive configuration. The dynamics resembles the single-atom transport scheme of Refs. [15, 16]. The parameters of the simulation are $V_0 = 10^6$ a.u., $\sigma = 0.3 \mu\text{m}$.

findings show that even in an ensemble of atoms which share the Rydberg excitation, only one of them will be set in motion by dipole-dipole forces. While this may seem surprising at first, this kind of dynamics actually rigorously follows from the structure of the electronic Hamiltonian, cf. Table I. This facilitates the experimental realization of transport schemes in [15,16], since there is apparently no need to isolate single atoms. As formally discussed in Appendix B, our results can be extended to more than two clouds, due to the block structure of the full Hamiltonian, Eq. (2), and the corresponding time evolution operator $U(t) = \exp[-iHt]$. A gedankenexperiment presenting the transport scheme of Refs. [15,16] both, with single atoms and with atoms clouds, is sketched in Fig. 4. We also support the latter by simulating the simplest nontrivial scenario of three clouds, containing two atoms each, shown in Fig. 5. If atom clouds are used one should consider that the transport efficiency may be affected by collisions of moving Rydberg atoms with ground-state atoms at rest for a large number of atoms per cloud. However, as estimated in Appendix D, in an ultracold gas such processes can be

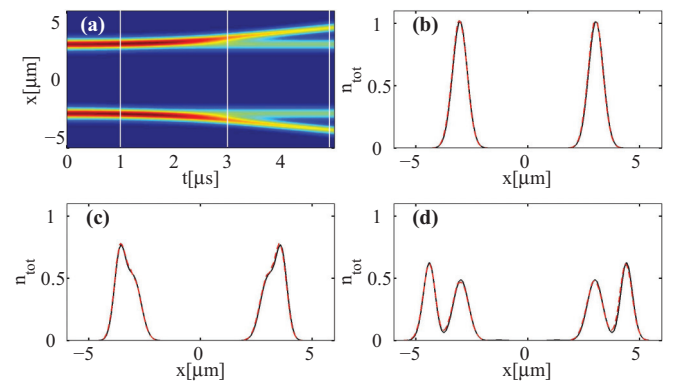


FIG. 6. (Color online) Comparison of the atom density during superatom breakup, obtained from a full quantum mechanical calculation using Eq. (12) (solid black line) and Tully's quantum-classical hybrid algorithm (red dashed line). (a) Total atom density as a function of time. (b)–(d) Snapshots at three different times, as indicated by white vertical lines in (a): $t_1 = 1 \mu\text{s}$ (b), $t_2 = 3 \mu\text{s}$ (c), $t_3 = 4.9 \mu\text{s}$ (d). The same parameters as in Fig. 2 were used. For the sake of clarity, the comparison is shown for an initially purely repulsive electronic state, cf. Eq. (28).

neglected on the microsecond time scale. Let us finally mention that the validity of the adopted quantum-classical hybrid approach was verified by comparing the time evolution of the spatial probability density with a full quantum calculation for the accessible case $N_A = N_B = 2$, as demonstrated in Fig. 6.

V. SUMMARY AND CONCLUSION

We have studied the effects of dipole-dipole interactions on two Rydberg-blockaded atom clouds. Each cloud is initially prepared in a superatomic state, where the atoms within one cloud coherently share a Rydberg s and p excitation, respectively. On short time scales, we observe dephasing oscillations in the angular momentum of the Rydberg excitations in both clouds. We found that the dephasing many-body system can be resembled by an average over single dipole-dipole-interacting atom pairs, as long as the spatial distribution of these pairs mimics the initial quantum mechanical density. On long time scales, the dipole-dipole interactions induce atomic motion. For the setup considered in this paper, the forces physically remove the initial coherent single excitation from both clouds. A single atom pair leaves the clouds with the excitation entirely localized on this pair. This finding may facilitate an experimental realization of quantum transport protocols in Rydberg aggregates, such as proposed in Refs. [13,15] since one-atom sites can be replaced by microtraps containing several atoms.

ACKNOWLEDGMENTS

We are happy to thank Thomas Gallagher, Johannes Nipper, Cenap Ates, Thomas Pohl, Hanna Schempp, Christoph Hofmann, and Frank Grossmann for fruitful discussions. We acknowledge EU financial support through the Marie Curie Initial Training Network (ITN) COHERENCE. A.E. acknowledges financial support from the DFG under Contract No. Ei 872/1-1.

APPENDIX A: SEMICLASSICAL PROPAGATION ON SHORT TIME SCALES

In this section, we re-derive the expression from Eq. (20) using the semiclassical Herman-Kluk propagator [41–44]. We have already seen in Sec. III that the expression correctly describes the dephasing Rabi oscillations of electronic populations, since it agrees with a full quantum mechanical calculation (see Fig. 2). We have also seen that it can be obtained within a rather crude approximation, namely by modeling the atoms as fixed point particles. The following derivation serves as an explanation why this approximation works in our case.

The Herman-Kluk propagator K^{HK} evolves a quantum mechanical wave function in time semiclassically by means of classical phase-space trajectories. Given an initial wave function $\phi(\mathbf{R}', t=0)$ at time $t=0$ and position \mathbf{R}' , the propagator provides the wave function at time t and position \mathbf{R}''

$$\phi(\mathbf{R}'', t) = \int d\mathbf{R}' K^{\text{HK}}(\mathbf{R}'', t; \mathbf{R}', t=0) \phi(\mathbf{R}', t=0). \quad (\text{A1})$$

We are going to apply the propagator to the adiabatic wave functions $\phi_{nm}^{\pm}(\mathbf{R}, t)$ [cf. Eqs. (12) and (17)]. We will omit the subscript nm in this section, and further restrict the treatment to a single coordinate $r_{nm} \equiv r$. As already argued in Sec. II, this is sufficient due to the decoupling of the equations of motion for each atom pair and the transformation of the problem onto relative and center of mass coordinates.

The explicit form of the propagator is given by

$$\begin{aligned} K^{\text{HK}}(R'', t; R', t=0)^{\pm} &= \int \frac{dpdq}{(2\pi\hbar)} \langle R'' | z_t \rangle C(q_t, p_t, q, p) \\ &\times \exp\left(\frac{i}{\hbar} S^{\pm}[q_t, p_t] - \frac{i}{2\hbar}(q_t p_t - qp)\right) \langle z | R' \rangle. \end{aligned} \quad (\text{A2})$$

Here, $|z\rangle$ are coherent states centered on position q and momentum p ,

$$\langle R | z \rangle = \chi_1^{\sigma_0}(R - q) \exp\left[\frac{i}{\hbar} p \left(R - \frac{q}{2}\right)\right], \quad (\text{A3})$$

with χ_D^{σ} from Eq. (16). The width σ_0 of these states is just a parameter that is relevant in a numerical implementation and hence shall not concern us here. The classical trajectories (q_t, p_t) evolved with the Hamiltonian $H_c = p_t^2/2M + U^{\pm}(q_t)$ from the initial conditions (q', p') accumulate the action $S^{\pm}[q_t, p_t] = \int [p_t^2/2M - U^{\pm}(q_t)] dt$. The prefactor C is given by

$$C = \frac{1}{2} \left(\frac{\partial p_t}{\partial p} + \frac{\partial q_t}{\partial q} - \frac{i\hbar}{\sigma_0^2} \frac{\partial q_t}{\partial p} - \frac{\sigma_0^2}{i\hbar} \frac{\partial p_t}{\partial q} \right)^{\frac{1}{2}}, \quad (\text{A4})$$

which is a complex number. Note that in the multidimensional case, the prefactor is a complex valued determinant composed of stability matrix blocks [44].

We consider short times and hence expand the classical trajectories (q_t, p_t) up to first order in time,

$$q_t = q + \frac{p}{m} t, \quad (\text{A5})$$

$$p_t = p - \frac{\partial U^{\pm}(q)}{\partial q} t. \quad (\text{A6})$$

This is, in fact, the central approximation which enters the present derivation. It simplifies Eq. (A4) to

$$C = C(q) = \frac{1}{2} \left(2 - \frac{i\hbar}{\sigma_0^2} \frac{t}{M} + \frac{\sigma_0^2}{i\hbar} \frac{\partial^2 U^{\pm}(q)}{\partial q^2} t \right)^{1/2}. \quad (\text{A7})$$

After inserting the trajectories into the expression for the Herman-Kluk propagator, expanding $U^{\pm}(q_t)$ around $t'=0$ to first order in time and collecting all terms, we obtain

$$\begin{aligned} K^{\text{HK}}(R'', t; R', t=0)^{\pm} &= \int \frac{dpdq}{(2\pi\hbar)} C(q) \chi_1^{\sigma_0}(R' - q) \chi_1^{\sigma_0}(R'' - q) \\ &\times \exp\left[\frac{i}{\hbar} p(R'' - R')\right] \exp\left[-\frac{it}{\hbar} \frac{\partial U^{\pm}(q)}{\partial q} (R'' - q)\right] \\ &\times \exp\left[-\frac{it}{\hbar} U^{\pm}(q)\right]. \end{aligned} \quad (\text{A8})$$

Carrying out the momentum integration yields a δ -function in R' and R'' ,

$$\begin{aligned} K^{\text{HK}}(R'', t; R', t = 0)^\pm &= \int dq C(q) [\chi_1^{s_0}(R' - q)]^2 \\ &\times \exp \left[-\frac{it}{\hbar} \left(U^\pm(q) + \frac{\partial U^\pm(q)}{\partial q} (R' - q) \right) \right] \delta(R' - R''). \end{aligned} \quad (\text{A9})$$

The δ function in the propagator tells us that we can indeed map the quantum mechanical result onto an average over static realizations. Finally, to find the explicit form of this mapping, we have to perform the integration in position space. In the semiclassical context of K^{HK} this is done consistently with the stationary phase approximation [44]

$$\int_{-\infty}^{\infty} dx \exp[if(x)/\eta] g(x) \underset{\eta \rightarrow 0}{=} \sqrt{\frac{2\pi i \eta}{f''(x_0)}} \exp[if(x_0)/\eta] g(x_0), \quad (\text{A10})$$

where x_0 is the stationary point satisfying $f'(x_0) = 0$. Using this formula and the $\hbar \rightarrow 0$ limit of the prefactor $C(q)$, we arrive at the following simple expression for the Herman-Kluk propagator:

$$K^{\text{HK}}(R'', t; R', t = 0)^\pm = \exp \left[-\frac{it}{\hbar} U^\pm(R') \right] \delta(R' - R''). \quad (\text{A11})$$

By applying this propagator to the initial adiabatic expansion coefficients from Eq. (17) according to Eq. (A1) we obtain the semiclassical time evolution in the adiabatic picture. From that, we can immediately extract the semiclassical limit for, say, the s population in cloud A as

$$P_{s,A}^{sc}(t) = \int dr_{nm} |\tilde{\phi}_{nm}(r_{nm}, t)^+ + \tilde{\phi}_{nm}(r_{nm}, t)^-|^2. \quad (\text{A12})$$

After insertion of the Herman-Kluk-propagated wave functions, the expression reads

$$P_{s,A}^{sc}(t) = \left(\frac{2}{\pi \sigma^2} \right)^{1/2} \int dL' \cos^2 \left(\frac{V_0 t}{\hbar L'^3} \right) \exp \left[-\frac{(L' - L)^2}{2\sigma^2} \right], \quad (\text{A13})$$

which is identical to Eq. (27).

APPENDIX B: ATOMIC MOTION FROM BLOCK-DIAGONAL ELECTRONIC HAMILTONIANS

In Sec. III, we have seen that the electronic Hamiltonian for a collection of Rydberg-blockaded atom clouds, Eq. (7), can be cast into a block structure, where in each block only a single atom per cloud participates in nontrivial electronic dynamics. In this Appendix we formally show that this leads to rapid entanglement of motion and electronic state, since in each block also only one atom per cloud performs nontrivial motional dynamics. This holds for any number of clouds and atoms per cloud. We show that nonadiabatic transitions do not affect this picture, as they respect the block structure. Let us consider the example of three clouds with two atoms each. The generalization to other numbers is straightforward.

Let the atoms be grouped into clouds $\mathcal{A} = \{1, 2\}$, $\mathcal{B} = \{3, 4\}$, $\mathcal{C} = \{5, 6\}$. In that case the total Hamiltonian, including atomic motion and the electronic degrees of freedom, can be written as

$$H = \sum_{i=1}^6 T_n + \text{diag}[H_1, H_2, H_3, \dots]. \quad (\text{B1})$$

We have abbreviated the kinetic energy term for each atom as $T_n = -\hbar^2 \nabla_{r_n}^2 / (2M)$. The symbol $\text{diag}[H_1, H_2, H_3, \dots]$ denotes a block-diagonal matrix, with 3×3 blocks $H_j(r_k, r_l, r_m)$. Crucially, each block only depends on the coordinates of *three* atoms, with $k \in \mathcal{A}$, $l \in \mathcal{B}$, $m \in \mathcal{C}$, i.e., one from each cloud. The latin index j numbers the blocks. Consequently, the time-evolution operator $\hat{U}(0, t) = \exp[-iHt/\hbar]$ also assumes a block structure $\hat{U} = \text{diag}[\hat{U}_1, \hat{U}_2, \hat{U}_3, \dots]$, with

$$\begin{aligned} \hat{U}_j &= \exp \left[-i \left(\sum_{n \neq \{k, l, m\}} T_n \right) t / \hbar \right] \\ &\times \exp \{ -i [T_k + T_l + T_m + H_j(r_k, r_l, r_m)] t / \hbar \}. \end{aligned} \quad (\text{B2})$$

We have used the operator hat on \hat{U} here exclusively to avoid confusion with the potential energy surfaces U occurring elsewhere.

In Eq. (B2), the second exponential acts only on atoms k, l, m , while the first one describes free motion of the remaining atoms. Now, consider a time evolution beginning in an eigenstate of the electronic Hamiltonian H_{el} , which will have support only in a single block j_0 of H . The form of \hat{U}_j immediately tells us that three particles undergo dipole-dipole dynamics and the other ones perform free motion. Starting in a noneigenstate will lead to quick entanglement of motion and electronic state, as in each block three particles with *different* j participate in nontrivial dynamics. The block structure of \hat{U}_j also immediately confirms the absence of nonadiabatic transitions between exciton states in different blocks. For an alternative argument, note that ∇H_{el} will have the same block-diagonal structure as H_{el} . From that we can see that nonadiabatic coupling terms [defined in Appendix C in Eq. (C3)] vanish whenever the involved adiabatic eigenstates have support in different blocks.

APPENDIX C: TULLY'S ALGORITHM

We start from the total Hamiltonian as given in Eqs. (2) or (B1). Tully's algorithm is implemented as follows. One first finds the adiabatic eigenstates in the electronic subspace $|\varphi_k(\mathbf{R})\rangle$ and the corresponding energies $U_k(\mathbf{R})$, and expands the wave function in this basis, cf. Eqs. (9) and (10). However, contrary to a full quantum mechanical approach, the expansion coefficients do not depend on the atomic positions, and here we denote them by $c_k(t)$ to emphasize the difference,

$$|\Psi(\mathbf{R}, t)\rangle = \sum_{k=1}^{2N_A N_B} c_k(t) |\varphi_k(\mathbf{R})\rangle. \quad (\text{C1})$$

The adiabatic expansion is inserted into the time-dependent Schrödinger equation, which leads to a set of equations for the

time-dependent expansion coefficients,

$$i\hbar\dot{c}_k = U_k c_k - i\hbar \sum_{j=1}^{2N_A N_B} \dot{\mathbf{R}} \cdot \mathbf{d}_{kj} c_j. \quad (\text{C2})$$

In Eq. (C2), we introduced nonadiabatic coupling vectors

$$\mathbf{d}_{kj} = \langle \varphi_k | \nabla_{\mathbf{R}} H_{\text{el}}(\mathbf{R}) | \varphi_j \rangle = \frac{\langle \varphi_k | \nabla_{\mathbf{R}} H_{\text{el}}(\mathbf{R}) | \varphi_j \rangle}{U_j(\mathbf{R}) - U_k(\mathbf{R})}. \quad (\text{C3})$$

Note that for the particular case of two atom clouds, the adiabatic eigenstates do not depend on the atomic positions [cf. Eq. (11)], thus in this case there are no nonadiabatic transitions. Atomic motion is treated classically, i.e., the time evolution of the spatial degrees of freedom is obtained from Newton's equations of motion,

$$M\ddot{\mathbf{R}} = -\nabla_{\mathbf{R}} U_k(\mathbf{R}), \quad (\text{C4})$$

and averaged over many trajectories. The averaging is performed such that the initial conditions for Newton's equations, namely the position $\mathbf{R}(t=0)$, the velocity $\dot{\mathbf{R}}(t=0)$ and the adiabatic surface $k(t=0)$, resemble the Wigner distribution of the initial state. Then each trajectory is propagated on a single adiabatic surface k and the presence of nonadiabatic couplings \mathbf{d}_{kj} is accounted for by introducing the possibility for instantaneous stochastic switches to another adiabatic surface j , as described in detail in Ref. [39]. Trajectories on an attractive adiabatic surface sometimes result in two atoms coming very close to each other. Such trajectories are removed from the simulation as in Ref. [16], since in an experiment ionization of the Rydberg atoms would occur at very small interatomic distances.

APPENDIX D: RYDBERG ATOMS MOVING THROUGH BACKGROUND GAS

In Sec. IV, we argue that excitation and momentum transport in Rydberg aggregates, as described, e.g., in Refs. [15,16], should, in principle, be equally possible if single atom sites are replaced by atom clouds. To corroborate this claim, in what follows we estimate the impact of the processes that could potentially spoil a dynamics such as sketched in Fig. 4. Let us consider alkali atoms in an ultracold gas. They can be routinely excited to Rydberg states, and in general collisions

with surrounding atoms do not necessarily lead to a loss of the excited state [45–47]. However, in the setup considered in Sec. IV, some Rydberg atoms are additionally accelerated within the gas due to the dipole-dipole interactions, with typical velocities of the order of $v_m = 4$ m/s for the example of ^7Li . This is about two orders of magnitude larger than the thermal atomic velocity in an ultracold ^7Li gas at $T = 1$ μK of $v_T = 4.8$ cm/s. Yet, as we estimate below, this does not lead to new regimes of atomic collisions. We consider the impact of the following processes: (i) inelastic collisions of Rydberg and ground-state atoms, (ii) elastic collisions of Rydberg and ground-state atoms, and (iii) collisional ionization of Rydberg atoms.

(i) We can estimate the rate Γ_q of Rydberg-state quenching collisions with background atoms, using $\Gamma_q = v\rho\sigma_q(v)$, where v is the velocity of the Rydberg atom with principal quantum number ν , ρ is the density of background atoms and $\sigma_q(v)$ is the cross section for the process. From Ref. [48] we have, e.g., for Rubidium atoms, $\sigma_q(40) = 2 \times 10^{-11}$ cm². At $v = 4$ m/s and with density $\rho = 1 \times 10^{18}$ m⁻³ the inverse quenching rate is $\tau = 1/\Gamma_q = 125$ μs , which is still larger than the Rydberg state lifetime $\tau = 46$ μs . Note that for a scheme as in Fig. 4 the effective background density would be an average over the intracloud and intercloud regions and thus much smaller than the cloud peak density.

(ii) For elastic collisions, Ref. [49] gives a cross section of the order of $\sigma_{\text{el}} \approx 10^4$ a.u. $\approx 0.25 \times 10^{-12}$ cm², which is about a factor of 80 smaller than the one given above for inelastic collisions. Elastic collisions are therefore even less important for the considered range of parameters.

(iii) In order to estimate the order of magnitude for the collisional ionisation rate, we adopt an approximative formula derived by Lebedev [50]. For $\nu \gg l$, it reads, in atomic units,

$$\Gamma_{\text{ion}} = \frac{8\sigma_{\text{el}} T v_{\text{eff}}}{\pi\mu} \exp\left(-\frac{1}{2v_{\text{eff}}^2 T}\right), \quad (\text{D1})$$

where σ_{el} is the cross section for elastic scattering of a Rydberg electron on a ground-state atom, μ the reduced mass of the colliding system, T the temperature, and $v_{\text{eff}} = \nu - \delta_l$, δ_l being the quantum defect. In the ultracold regime, the low temperature of $\sim 1\mu\text{K} \approx 0.3 \times 10^{-11}$ a.u. leads to a vanishingly small exponent, making the collisional ionization absolutely negligible.

[1] D. Jaksch, J. I. Cirac, P. Zoller, S. L. Rolston, R. Cote, and M. D. Lukin, *Phys. Rev. Lett.* **85**, 2208 (2000).
 [2] M. S. Safronova, C. J. Williams, and C. W. Clark, *Phys. Rev. A* **67**, 040303 (2003).
 [3] M. Saffman and K. Mølmer, *Phys. Rev. Lett.* **102**, 240502 (2009).
 [4] M. Saffman, T. G. Walker, and K. Mølmer, *Rev. Mod. Phys.* **82**, 2313 (2010).
 [5] L. Isenhower, E. Urban, X. L. Zhang, A. T. Gill, T. Henage, T. A. Johnson, T. G. Walker, and M. Saffman, *Phys. Rev. Lett.* **104**, 010503 (2010).
 [6] K. J. Weatherill, J. D. Pritchard, R. P. Abel, M. G. Bason, A. K. Mohapatra, and C. S. Adams, *J. Phys. B* **41**, 201002 (2008).

[7] J. D. Pritchard, D. Maxwell, A. Gauguier, K. J. Weatherill, M. P. A. Jones, and C. S. Adams, *Phys. Rev. Lett.* **105**, 193603 (2010).
 [8] C. Ates, S. Sevincli, and T. Pohl, *Phys. Rev. A* **83**, 041802 (2011).
 [9] F. Yamaguchi, P. Milman, M. Brune, J. M. Raimond, and S. Haroche, *Phys. Rev. A* **66**, 010302 (2002).
 [10] W. L. Yang, C. Y. Chen, and M. Feng, *Phys. Rev. A* **76**, 054301 (2007).
 [11] C. Guerlin, E. Brion, T. Esslinger, and K. Mølmer, *Phys. Rev. A* **82**, 053832 (2010).
 [12] S. Westermann, T. Amthor, A. L. de Oliveira, J. Deiglmayr, M. Reetz-Lamour, and M. Weidemüller, *Eur. Phys. J. D* **40**, 37 (2006).

- [13] O. Mülken, A. Blumen, T. Amthor, C. Giese, M. Reetz-Lamour, and M. Weidemüller, *Phys. Rev. Lett.* **99**, 090601 (2007).
- [14] C. Ates, A. Eisfeld, and J. M. Rost, *New J. Phys.* **10**, 045030 (2008).
- [15] S. Wüster, C. Ates, A. Eisfeld, and J. M. Rost, *Phys. Rev. Lett.* **105**, 053004 (2010).
- [16] S. Möbius, S. Wüster, C. Ates, A. Eisfeld, and J. M. Rost, *J. Phys. B* **44**, 184011 (2011).
- [17] T. Holstein, *Ann. Phys. (N.Y.)* **8**, 325 (1959).
- [18] A. Eisfeld and J. S. Briggs, *Chem. Phys.* **281**, 61 (2002).
- [19] M. D. Lukin, M. Fleischhauer, R. Cote, L. M. Duan, D. Jaksch, J. I. Cirac, and P. Zoller, *Phys. Rev. Lett.* **87**, 037901 (2001).
- [20] D. Tong, S. M. Farooqi, J. Stanojevic, S. Krishnan, Y. P. Zhang, R. Côté, E. E. Eyler, and P. L. Gould, *Phys. Rev. Lett.* **93**, 063001 (2004).
- [21] K. Singer, M. Reetz-Lamour, T. Amthor, L. G. Marcassa, and M. Weidemüller, *Phys. Rev. Lett.* **93**, 163001 (2004).
- [22] F. Robicheaux and J. V. Hernández, *Phys. Rev. A* **72**, 063403 (2005).
- [23] T. Vogt, M. Viteau, A. Chotia, J. Zhao, D. Comparat, and P. Pillet, *Phys. Rev. Lett.* **99**, 073002 (2007).
- [24] R. Heidemann, U. Raitzsch, V. Bendkowsky, B. Butscher, R. Löw, L. Santos, and T. Pfau, *Phys. Rev. Lett.* **99**, 163601 (2007).
- [25] C. Ates, T. Pohl, T. Pattard, and J. M. Rost, *Phys. Rev. Lett.* **98**, 023002 (2007).
- [26] E. Urban, T. A. Johnson, T. Henage, L. Isenhower, D. D. Yavuz, T. G. Walker, and M. Saffman, *Nature Phys.* **5**, 110 (2009).
- [27] A. Gaëtan, Y. Miroshnychenko, T. Wilk, A. Chotia, M. Viteau, D. Comparat, P. Pillet, A. Browaeys, and P. Grangier, *Nature Phys.* **5**, 115 (2009).
- [28] M. Viteau, M. G. Bason, J. Radogostowicz, N. Malossi, D. Ciampini, O. Morsch, and E. Arimondo, *Phys. Rev. Lett.* **107**, 060402 (2011).
- [29] T. J. Carroll, C. Daniel, L. Hoover, T. Sidie, and M. W. Noel, *Phys. Rev. A* **80**, 052712 (2009).
- [30] Y. O. Dudin, L. Li, F. Bariani, and A. Kuzmich, *Nature Phys.* **8**, 790 (2012).
- [31] V. Vuletic, *Nature Phys.* **2**, 801 (2006).
- [32] W. R. Anderson, J. R. Veale, and T. F. Gallagher, *Phys. Rev. Lett.* **80**, 249 (1998).
- [33] F. Robicheaux, J. V. Hernandez, T. Topcu, and L. D. Noordam, *Phys. Rev. A* **70**, 042703 (2004).
- [34] W. Li, P. J. Tanner, and T. F. Gallagher, *Phys. Rev. Lett.* **94**, 173001 (2005).
- [35] H. Park, P. J. Tanner, B. J. Claessens, E. S. Shuman, and T. F. Gallagher, *Phys. Rev. A* **84**, 022704 (2011).
- [36] I. I. Beterov, D. B. Tretyakov, V. M. Entin, E. A. Yakshina, I. I. Ryabtsev, C. McCormick, and S. Bergamini, *Phys. Rev. A* **84**, 023413 (2011).
- [37] M. L. Wall, F. Robicheaux, and R. R. Jones, *J. Phys. B* **40**, 3693 (2007).
- [38] J. C. Tully and R. K. Preston, *J. Chem. Phys.* **55**, 562 (1971).
- [39] J. C. Tully, *J. Chem. Phys.* **93**, 1061 (1990).
- [40] S. Hammes-Schiffer and J. C. Tully, *J. Chem. Phys.* **101**, 4657 (1994).
- [41] E. Kluk, M. F. Herman, and H. L. Davis, *J. Chem. Phys.* **84**, 326 (1986).
- [42] F. Grossmann and A. L. Xavier Jr., *Phys. Lett. A* **243**, 243 (1998).
- [43] F. Grossmann and M. F. Herman, *J. Phys. A* **35**, 9489 (2002).
- [44] F. Grossmann, *Theoretical Femtosecond Physics* (Springer, Berlin, 2008).
- [45] S. S. Kano, Y. Taira, H. Takuma, K. Nishizawa, and K. Sakurai, *Phys. Rev. A* **32**, 1914 (1985).
- [46] A. Walz-Flannigan, J. R. Guest, J.-H. Choi, and G. Raithel, *Phys. Rev. A* **69**, 063405 (2004).
- [47] J.-H. Choi, J. R. Guest, A. P. Povilus, E. Hansis, and G. Raithel, *Phys. Rev. Lett.* **95**, 243001 (2005).
- [48] M. Hugon, F. Gounand, P. R. Fournier, and J. Berlande, *J. Phys. B* **16**, 2531 (1983).
- [49] B. Kaulakys and V. Svedas, *J. Phys. B* **20**, L565 (1987).
- [50] V. S. Lebedev, *J. Phys. B* **24**, 1977 (1991).